



TEACHERKIT

---

App Redesign

## Reviews

The app I choose to redesign is TeacherKit. TeacherKit describes itself as “helps you organize classes and students easily”.

The description explains that a user could “create a seating chart, record attendance, log behavior, and track grades”, along with “staying informed on your student’s performance and the class overall progress and keep the parents informed”.

The first step in this redesign process was to look at TeacherKit’s reviews and ratings. This helped with what I needed to focus on in the redesign. Overall, TeacherKit had a 4.4 out of 5 stars. When testing out the application I thought the overall layout was not conventional. While going through the reviews I found that users liked the idea of the app, however, the function of the application was the issue.

## TEACHERKIT

### *Classroom Management Assistant*



4.4 out of 5 Stars

975 Reviews & Ratings

3 years old

Developer: ITWorx Egypt SAE

Developed in 2018 with version 2.10.4

Current version is 2.12.7

“I use this app to keep up with my intervention kids during RTI. I do wish I could add individual notes about students, but overall I love the TeacherKit app.”

“There is nobody to have a live chat to enquire about for example how many classes I can create without having the premium subscription.”

“Went through the process for a monthly “Premium” subscription, and nothing works. App states I am subscribed, but no features work. App “support” link is a dead end. No “Contact” link works either, so there is no way to find out what the problem is. So far, this is a big mistake.”

“I love the app but was wondering if you guys could add to where you can mark assignments missing, late and excused.”

“I think this app is a 5 star because they keep track of your students. This helps with my students remotely. Personally I think it will work with students the only flaw is that you need to pay to get a better teaching experience.”

## Reviews

.....

Along with redesigning TeacherKit, I wanted to add a E-Z Grader function to the app. The app I choose to redesign and incorporate into TeacherKit is Groovy Grader. Groovy Grader describes itself as “an app designed to replace your “old school” paper grading calculator and provides more flexibility, convenience and ease than other popular slide graders.”.

The description explains that a user could “work for 100’s of questions and has the option to display the grade as a whole number or with one decimal place”. Groovy Grader can “show the number correct, the number wrong or both”.

The first step in this redesign process was to look at Groovy Grader’s reviews and ratings. This helped with what I needed to focus on in the redesign. Overall, this application had a 4.9 out of 5 stars. While going through the reviews I found that users liked the idea of the app, however, wanted to have letter grades included in the scale. A user also left a comment suggesting the addition of an apple watch verison.

## GROOVY GRADER

*Dryrain Technologies*



4.9 out of 5 Stars

37.1K Reviews & Ratings

11 years old

Developer: Dryrain Technologies

Developed in 2010 with version 1.0

Current version is 5.3.0

||| “It would be great if the letter grades were included in the grading scale. Thank you for making my job as a teacher so much easier!”

||| “I would love to see an option to toggle between multiple profiles with the same number of questions. There are times where I am grading multiple assignments with different numbers of questions. I currently have to constantly manually change the number of questions. If I could go between saved profiles, it would save me a tremendous amount of time.”

||| “This is a very basic app for computing grades. I do wish it had options for changing the background color to personalize it a little more. That would earn 5 stars.”

||| “It’s wonderful, but can you create an app for the Apple Watch?”

# Competitor Analysis

The purpose of a competitor analysis is to see what the competition is doing right and wrong compared to your product or project.

When completing the research part of this project, I came across two main competitors of TeacherKit: A+ Teacher Aid and Teacher Aide Pro. Each application has its differences when it comes to navigation, UI and the way it comes together. I wanted to incorporate some of those things into my design.

In the A+ Teacher Aid application, they do a really great job at is keeping the screen very clean and is very customizable. A really great feature this application has that I wanted to include in my redesign was a easy grader. Another feature this application is more successful is attendance. It is easier to read and is overall designed better. In the Teacher Aide Pro application, the UI is better designed than TeacherKit. A nice feature this application has is the color code system and I wanted to bring that into TeacherKit.

I then found one main competitor for Groovy Grader which is QuickGrader. This application feels very clean and organized which is something Groovy Grader needs.

# A+ TEACHER AID

## *Attendance and Gradebook*



4.7 out of 5 Stars

427 Reviews & Ratings

9 years old

Developer: Room 220


Developed in 2012 with version 1.0

Current version is 3.0.4

“Great app for teachers that do not have a good system already. Only small thing for me would be that it would be nice to be able to send a mass email of all grades to students and parents at the same time instead of individually doing it.”

“There are many great features that are incredibly helpful. That being said, there should be more features for the price that faculty pay for the full app. The app does not support adding an assignment from the gradebook for individual students (not the whole class). The notes that are written for students on assignments or exams do not show up when I run reports unless the assignment has a grade. This would easily be a 5 star review if those issues could be fixed.”

“Overall, I find it as an amazing and useful app to use for grades, attendance and school use. However, the designing is confusing. I would also like to see more!”



8 |

# TEACHER AIDE PRO

*Attendance, Grades & More*



4.6 out of 5 Stars  
18 Reviews & Ratings  
11 years old  
Developer: Glen Botha  
Developed in 2010 with version 1.27.01  
Current version is 1.32.1

“Out of the many apps I’ve researched, this is the one I used all year and was generally very happy with it. My one large complaint is the limited number of classes you can upload.”

“I can definitely tell this was created by a teacher. There are so many things I can do with this app. I use it mainly for the seating chart, attendance, and calling random students (which is my favorite feature - no more index cards or popsicle sticks!). I have branched off and used the assignment functions as well as the notes function. It has made it so much easier to track students now. The PDF feature is amazing. I especially love that if I forget my Ipad at home, the data is able to sync with my phone.”

“This was a wonderful app. It’s been very useful for keeping track of scores and assignments on my iPad - especially as a combo teacher during the ‘remote learning’ age. I love the display, and the ability to tailor each assignment and class.”



9 |

# QUICKGRADER

*Calculate Testing Percentages*



4.9 out of 5 Stars  
3.3K Reviews & Ratings  
11 years old  
Developer: LZK Concepts  
Developed in 2010 with version 1.0  
Current version is 3.4

“This grader is basically a digital version of the traditional EZ-Grader. The only thing I wish it had was the number correct as well as the number wrong.”

“I downloaded it and I found it confusing and couldn’t understand. They should at least provide instructions.”

“Fantastic fast and easy!!! I highly recommend this application to all teachers!! Saves me so much time.”



# User Interviews



## Goal:

What does the app succeed in when grading? When grading what do you need added to the app?

## Questions:

- 1) What works (functionality) within the app?
- 2) What does not work (functionality) within the app?
- 3) What are your feelings with the app? (Was it easy to work with? Was the navigation hard to figure out? etc...)
- 4) Does it fit all your needs when grading? Is there something else that would be more useful?
- 5) Were there any problems? Any glitches?
- 6) Is there anything you would add from the app?
- 7) Is there anything you would delete from the app?
- 8) Please write down any and all observations.
- 9) Any insights about grading?
- 10) Any and all ideas for the app?

# INTERVIEWEE #1

- 1) **What works (functionality) within the app?**  
Sign up, attendance
- 2) **What does not work (functionality) within the app?**  
Didn't notice anything, but if im paying for it i'd be able to tell more
- 3) **What are your feelings with the app? (Was it easy to work with? Was the navigation hard to figure out? etc...)**  
Easily accessible, clear options
- 4) **Does it fit all your needs when grading? Is there something else that would be more useful?**  
The free version doesn't allow you to sort or organize. I'd add a report card option. The grading part could be organize better but its doable with a subscription
- 5) **Were there any problems? Any glitches?**  
Worked fine on iPhone
- 6) **Is there anything you would add from the app?**  
To be able to add old attendance info
- 7) **Is there anything you would delete from the app?**  
The behavior option is great but id rather just a spot to write on going anecdotal notes
- 8) **Please write down any and all observations.**  
Very appealing
- 9) **Any insights about grading?**  
Check system also useful & max grade should have a 0 option(i don't always use a scale)
- 10) **Any and all ideas for the app?**  
Desktop version & Linking it to google classroom

# INTERVIEWEE #2

## 1) What works (functionality) within the app?

The buttons are fairly responsive and I like how you can customize many different things within the app to work for your class. I also like how you can set criteria for grades and behaviors.

## 2) What does not work (functionality) within the app?

It can take a longer time for some parts of the app to be responsive. For example, the loading screen when logging on can get interrupted with pop ups. I don't like that free version users can only sync from one device. If I needed to do something quickly on my phone and then wanted to move to my iPad, I can't do that. I would love to be able to copy and paste lessons, since a lot of our lesson structures repeat.

## 3) What are your feelings with the app? (Was it easy to work with? Was the navigation hard to figure out? etc...)

It was fairly easy to work with. Trying to figure out what you can do/can't do in certain sections of the app and without buying the premium version took a little time. I liked how you can easily add students from class to class without retyping names and info. I also liked how you can give points for behavior since students are motivated by points and it helps show a pattern of behavior. I like the things you can see when you are using an iPad or bigger device. The app looks more professional that way.

## 4) Does it fit all your needs when grading? Is there something else that would be more useful?

With my elementary school we don't really keep grades in the traditional sense. I keep data on students in spreadsheets and just use observations to determine report card grading at the end of the trimester. With that, a gradebook is not as useful to me. The things we do often are a score out of around 15. If we do a dictation, I will give them only about 7 words. I like that you can choose the max grade.

## 5) Were there any problems? Any glitches?

Sometimes pop ups can interrupt what I'm doing or make me press something incorrectly.

## 6) Is there anything you would add from the app?

Ease of use across devices.

## 7) Is there anything you would delete from the app?

I don't know if I would say get rid of the attendance section, but we have to submit attendance on-line to the school, so I don't find a use for that part. It feels redundant to me and like more work.

## 8) Please write down any and all observations.

It takes a lot of investigating to figure out all of the parts and what you can and can't access with a free account and across different devices.

## 9) Any insights about grading?

It would be useful if there was a way to copy and paste gradable assignments so you didn't have to retype them. Also an easier way to see any details on graded assignments like notes. For example, if a student scores poorly on a test and I want to make a note that their attention played a role in that, I would like to be able to do that. I'd also like to be able to click on grades without the possibility of accidentally changing them.

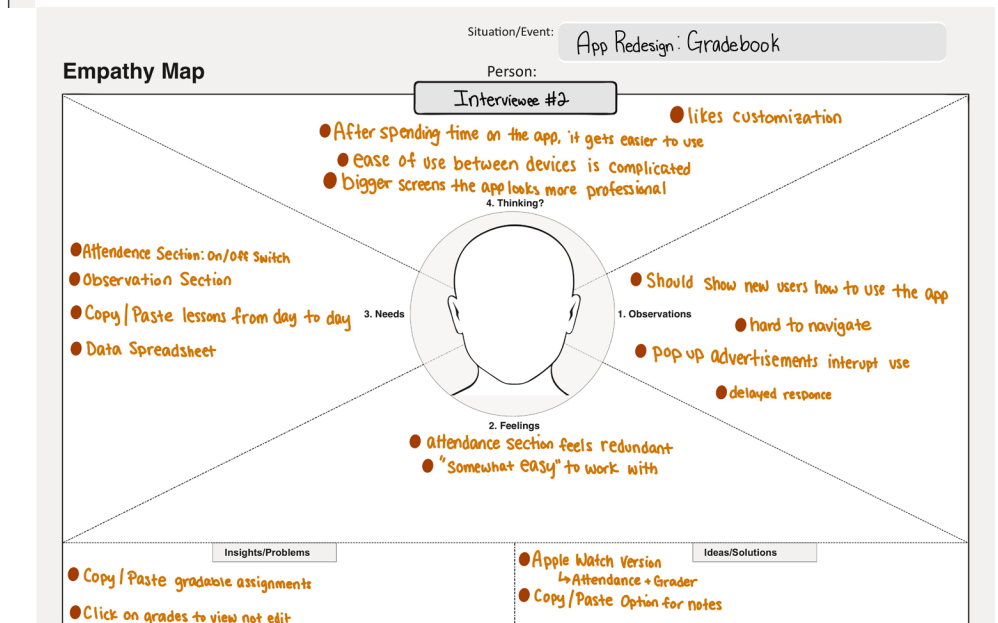
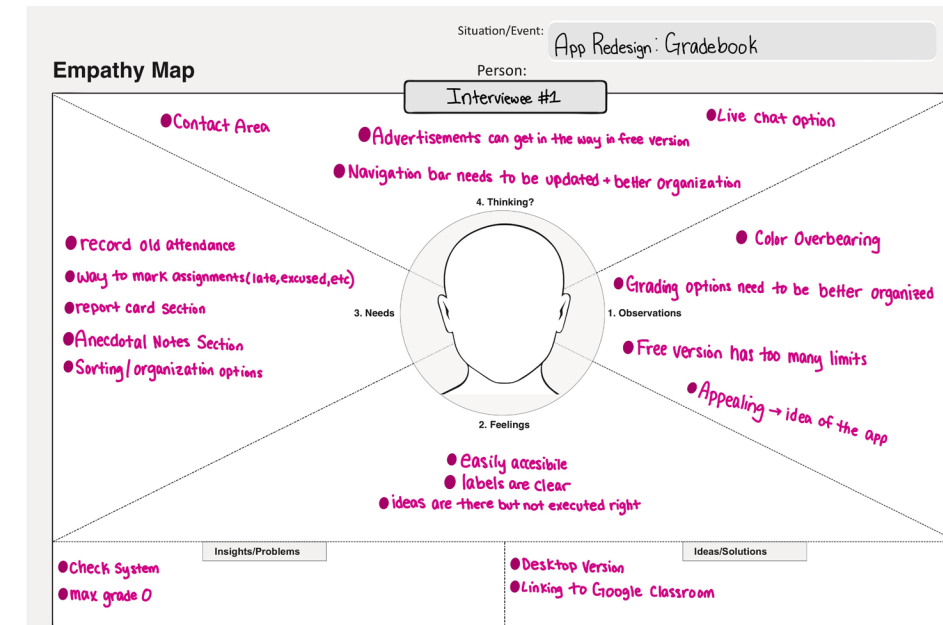
## 10) Any and all ideas for the app?

I think that there should be a web component so that it can be accessed on a computer. I know I have to submit my lesson plans, so it would be much easier for me to be able to copy and paste lessons or notes from the website on which I submit lessons to this app, if I were to use it.

# Empathy Maps

In order to make sense of the user interviews, I created a some empathy maps based off of the results. An empathy map allows us to take these personas, and figure out certain attributes of the person. It gives us a deeper look into who they are and allows us to see what they think, say, do, and feel.

This way, we can understand and prioritize their most important needs. With this information, we can also remove any bias from our designs and focus it around what the user wants to see, not us.





# Persona

.....

In order to make sense of the user interviews, I created a persona. This persona represents the people that may be interested in using the application. Her personality is curated towards the features on the app and her about is based off of the answers given in the survey.

## Jessica Cole



Location: New Haven, CT

### About

Jessica has been a third grade teacher for 5 years and has not found her perfect grade book for all her necessities. She recently has been getting into everything digital so she wants to try out a digital grade book.

### Devices

- ~ MacBook
- ~ iPad
- ~ iPhone
- ~ Apple Watch

### Needs

Jessica needs one place where she can take attendance, record behavior and take down any notes for any of the children. She also needs a place where she can easily access grades for parent-teacher conferences.

### Personality

Outgoing

Passionate

Dedicated

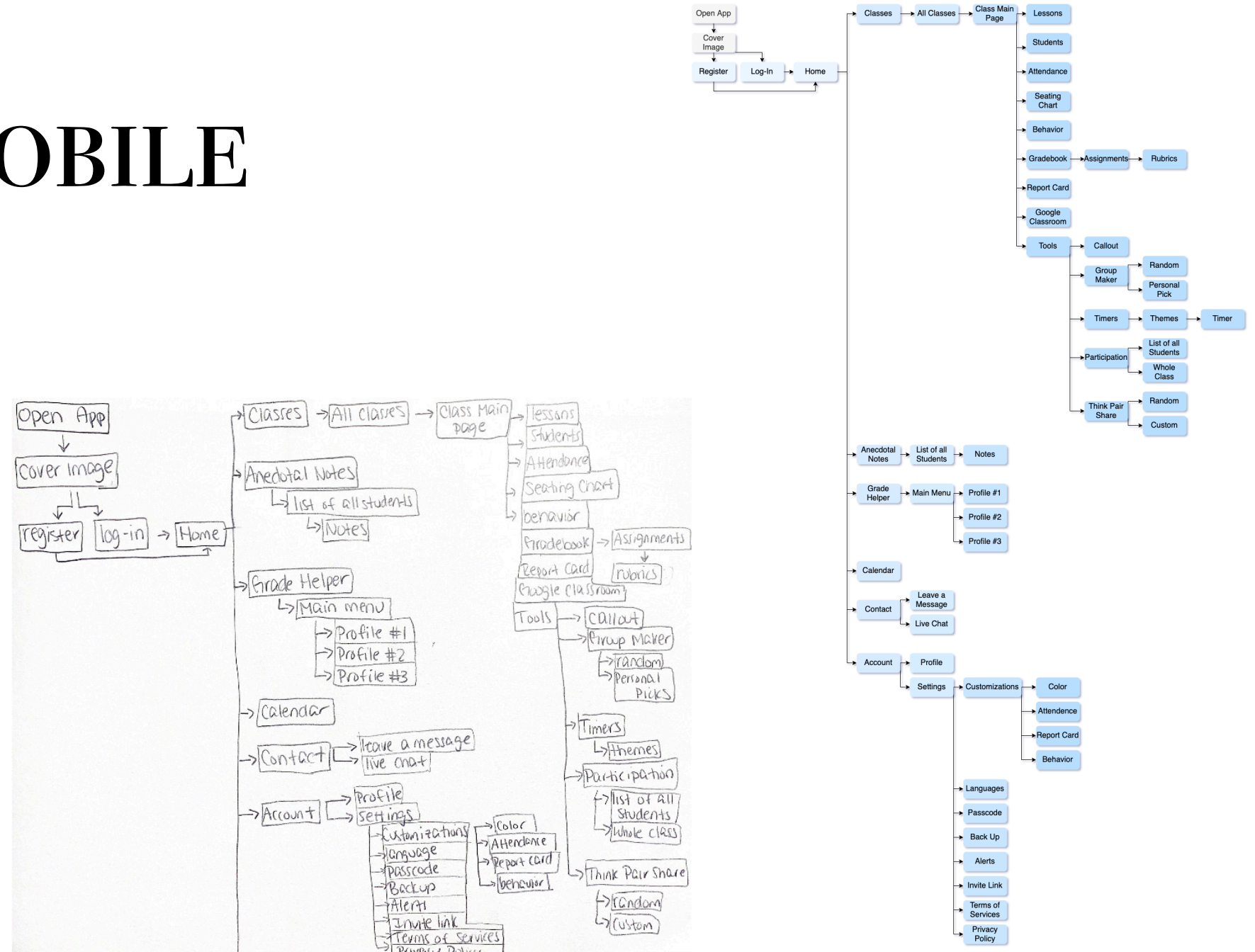
## Age: 28

# Information Architecture

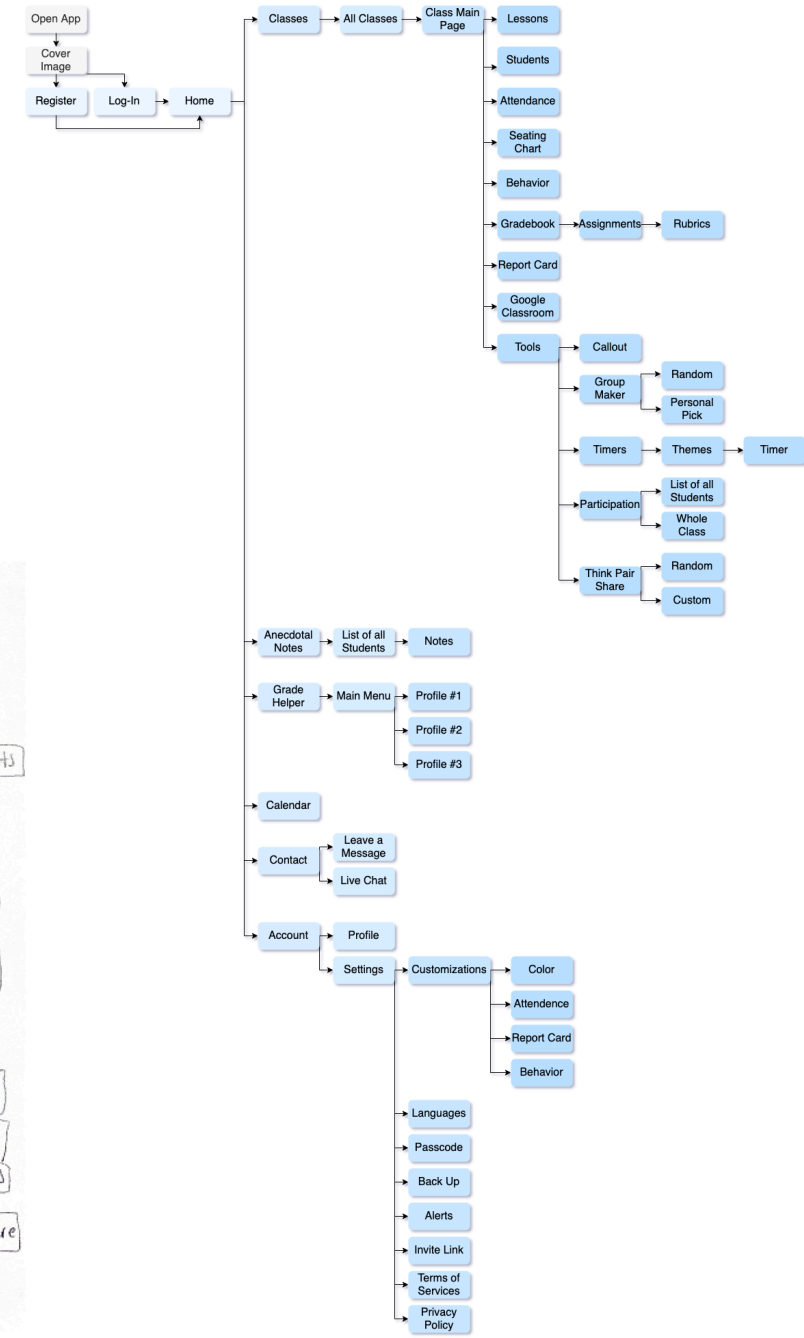
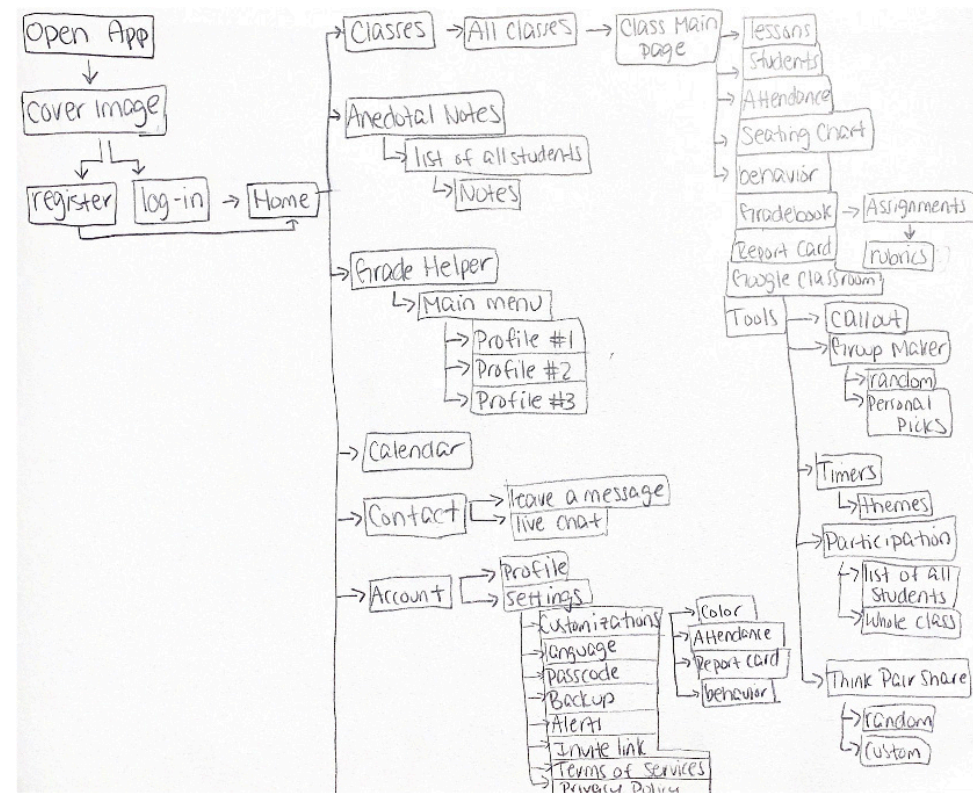
For the first step in redesigning TeacherKit, I created an information architecture. This allows us to understand how I will lay out the application, and what I will be including in each navigation tab.

Our tabs will include the main page, which includes buttons to get to the classes, notes, calendar and grade helper. I will then have a tab for announcements which will be a way for the teacher to reach out to students and parents. My third tab is a way for users to contact the application developer with any concerns. My fourth tab is the users profile. And finally I will have settings tab that the user can customize the application to their specific desires.

# MOBILE



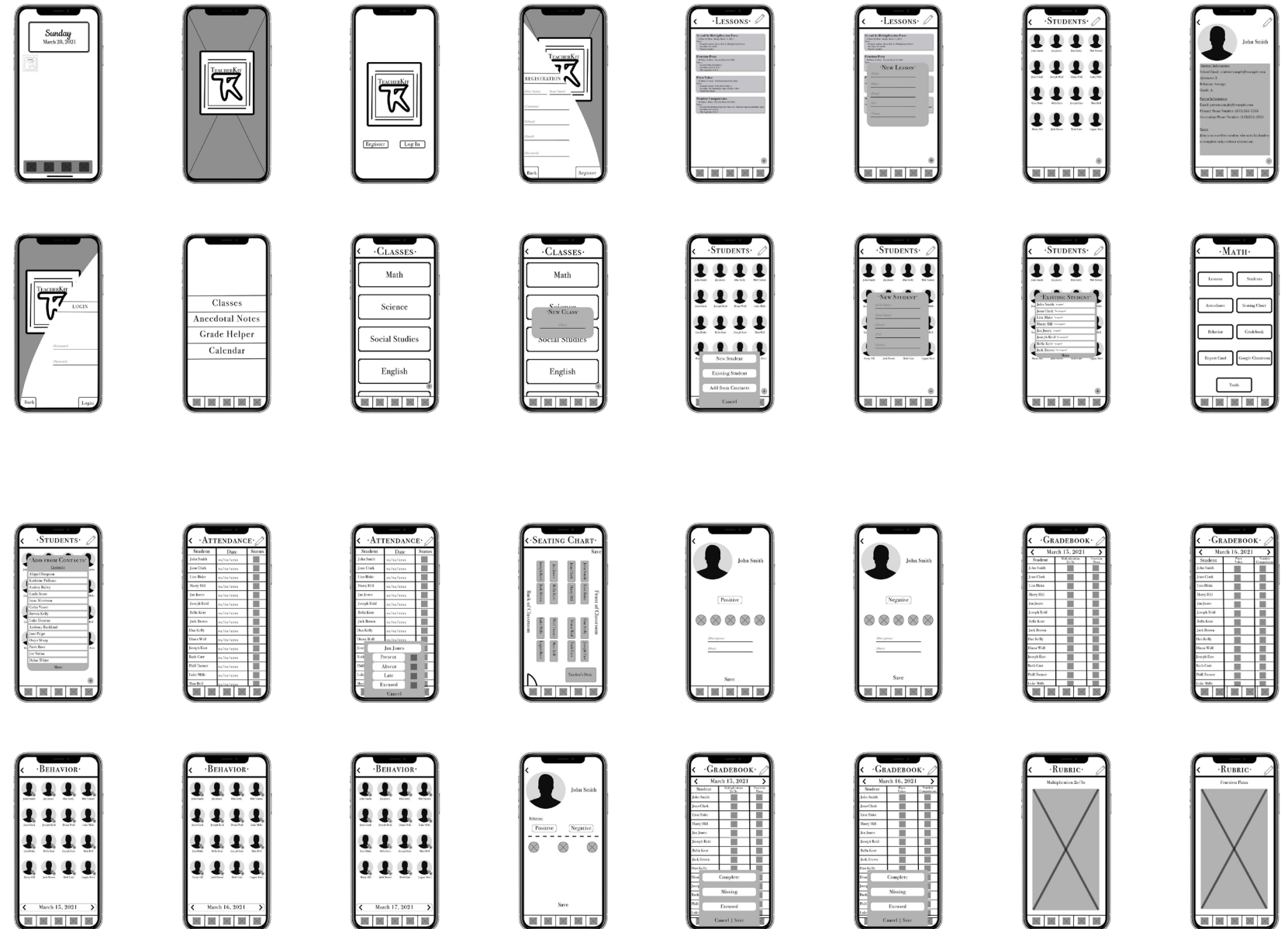
# WATCH

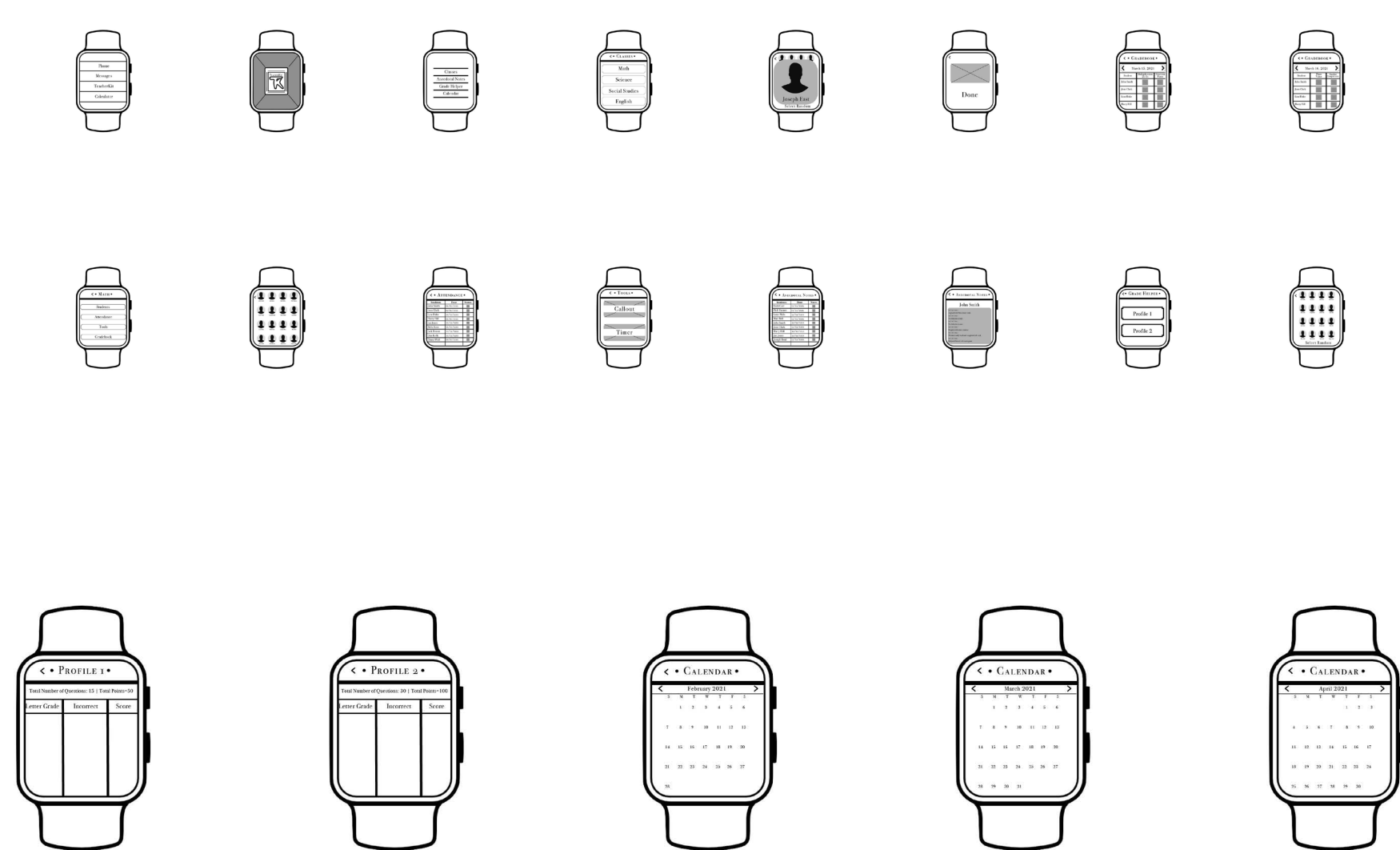



# Wireframes

In order to start building the application, I created wireframes. These wireframes give me an idea of how I want the application layout to be. It's a good way to put our design onto paper without worrying about color, typography or images. It is a very basic structure that allows me to envision the application.


Trying to come up with the aesthetics and the layout of an application at the same time is difficult. The wireframe gives me a good in between step to help me understand the content before I combine it with visuals.





# Inspiration

This content includes ideas for this project in terms of inspiration. I searched visual images of other application designs, that was related to teacher apps. I used this information to get an idea for my aesthetic.



# Type Studies

.....

Another step in creating the brand book, is by determining the typeface I want to use in TeacherKit. I know I want a typeface that I will be able to use throughout the body and has a lot of different variations. Picking out a typeface allows for consistency.

To do a type study, I created a list of typefaces that would work best with a portion of the text. I kept testing them out until I found one that I liked and believed works best with my other components.

## Open Sans

TeacherKit  
Light, 16pt

*TeacherKit  
Light Italic, 16pt*

TeacherKit  
Regular, 16pt

*TeacherKit  
Italic, 16pt*

**TeacherKit  
SemiBold, 16pt**

***TeacherKit  
SemiBold Italic, 16pt***

**TeacherKit  
Bold, 16pt**

***TeacherKit  
Bold Italic, 16pt***

**TeacherKit  
ExtraBold, 16pt**

***TeacherKit  
ExtraBold Italic, 16pt***

## Bodoni 72

TeacherKit  
Book, 16pt

*TeacherKit  
Book Italic, 16pt*

**TeacherKit  
Bold, 16pt**

## Caveat

*TeacherKit  
Regular, 16pt*

*TeacherKit  
Bold, 16pt*

# Brand Guideline

---

With all my aesthetics decided, I went ahead to create a brand guideline. This includes all the components that make up the design of my application. The logo, colors, and typeface. The brand guideline is a simple way to get everything together in one spot.


## Logo





32 |

### Colors



#b0dcfb

R 176 C 28%  
G 220 M 3%  
B 251 Y 0%  
K 0%



#befdc7

R 190 C 24%  
G 253 M 0%  
B 199 Y 31%  
K 0%



#f9686b

R 249 C 0%  
G 104 M 75%  
B 107 Y 49%  
K 0%



#feeedb

R 254 C 0%  
G 238 M 6%  
B 219 Y 13%  
K 0%



#e8bf89

R 232 C 8%  
G 191 M 25%  
B 137 Y 51%  
K 0%



#f99c68

R 249 C 0%  
G 156 M 47%  
B 104 Y 62%  
K 0%



#469a3f

R 70 C 76%  
G 154 M 16%  
B 63 Y 100%  
K 0%



#c4c4c4

R 196 C 23%  
G 196 M 18%  
B 196 Y 19%  
K 0%

33 |

### Typeface: Open Sans

abcdefghijklmnopqrstuvwxy  
ABCDEFGHIJKLMNPOQRSTUVWXYZ  
0123456789  
~ Regular ~

abcdefghijklmnopqrstuvwxy  
ABCDEFGHIJKLMNPOQRSTUVWXYZ  
0123456789  
~ SemiBold ~

abcdefghijklmnopqrstuvwxy  
ABCDEFGHIJKLMNPOQRSTUVWXYZ  
0123456789  
~ Bold ~

Aa

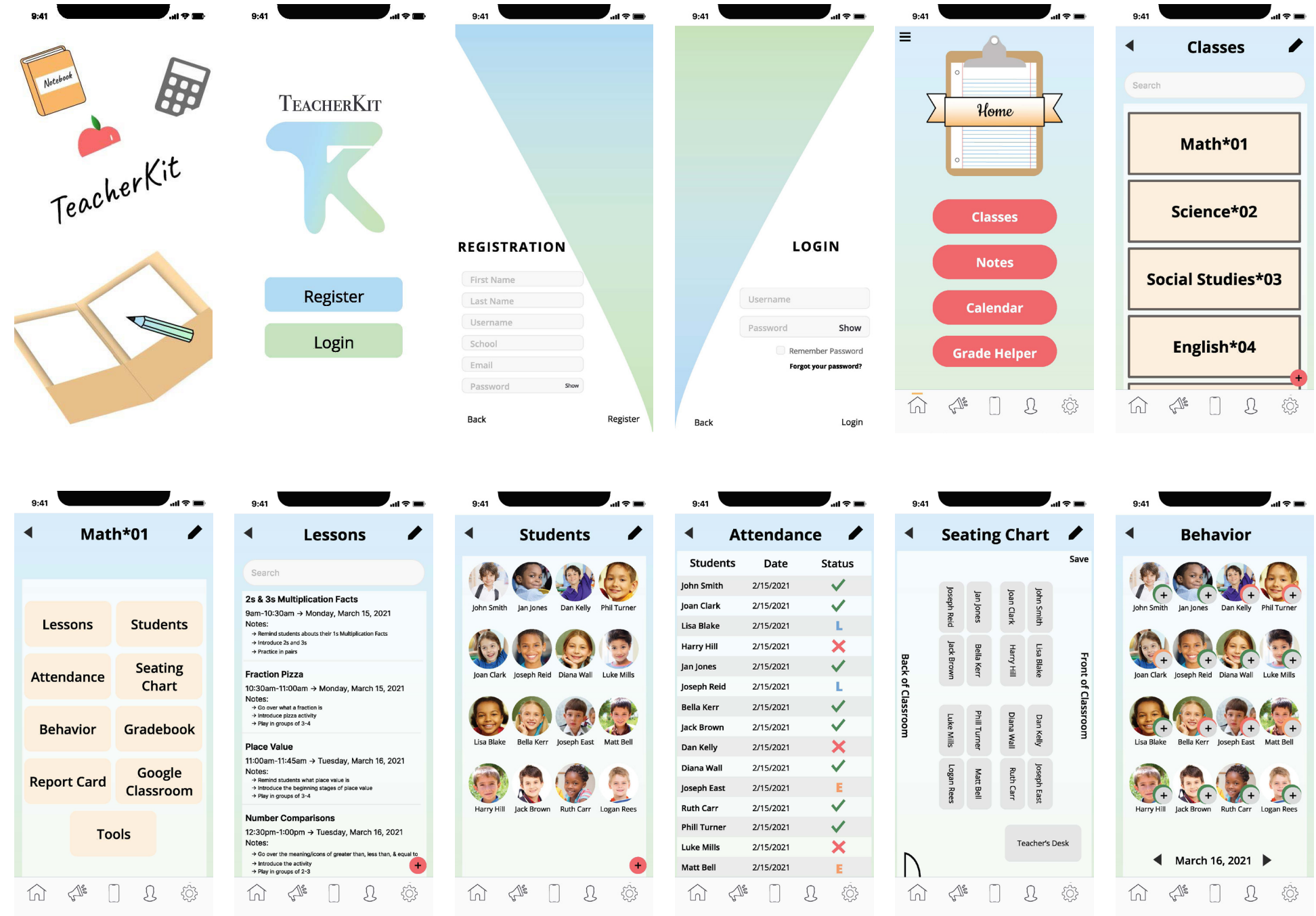
Aa

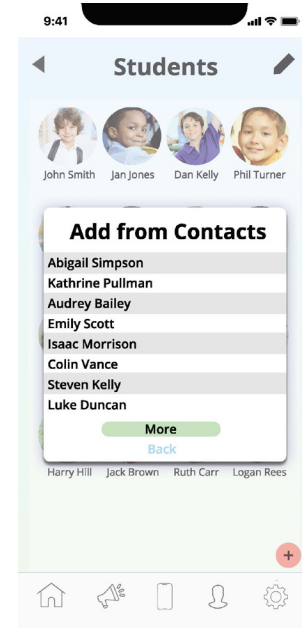
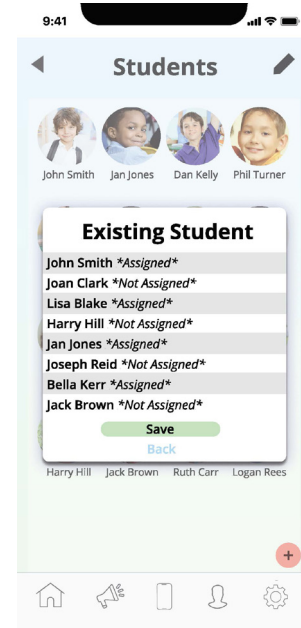
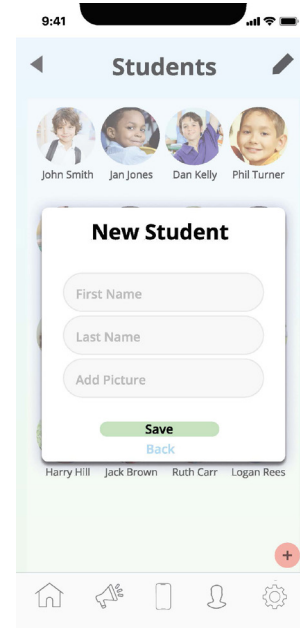
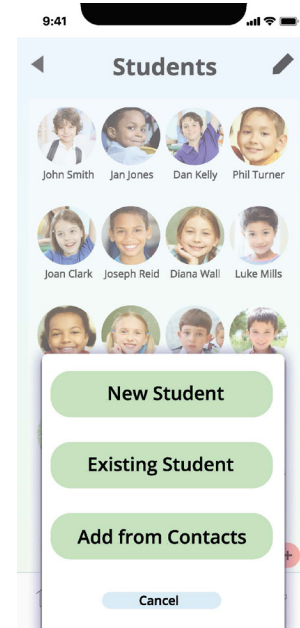
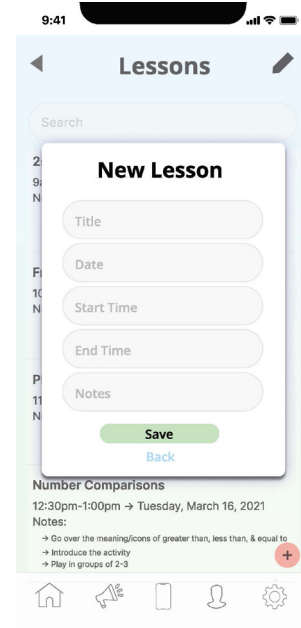
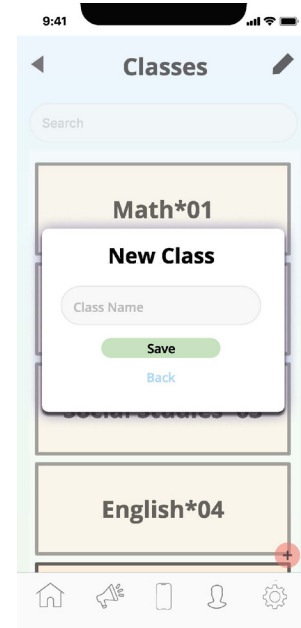
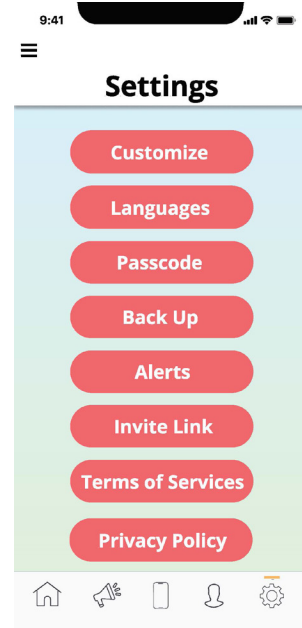
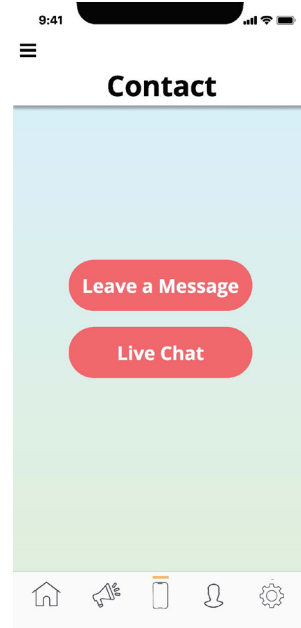
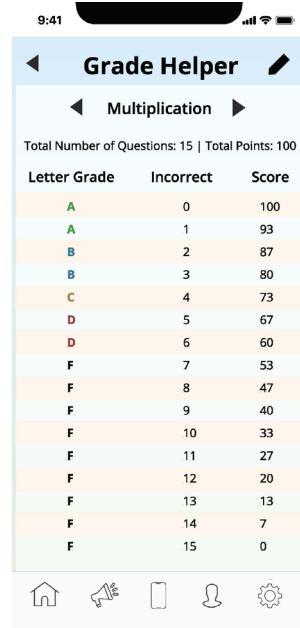
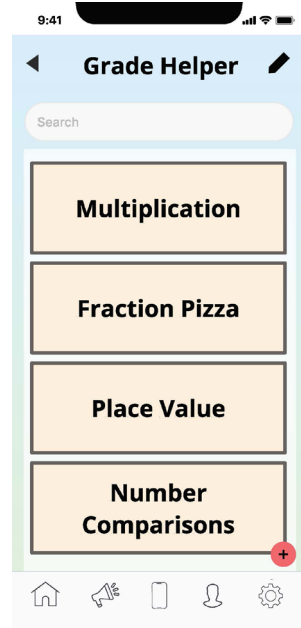
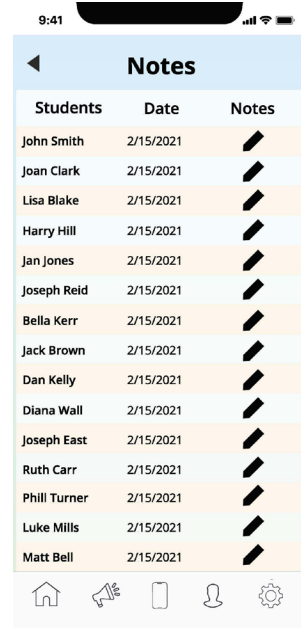
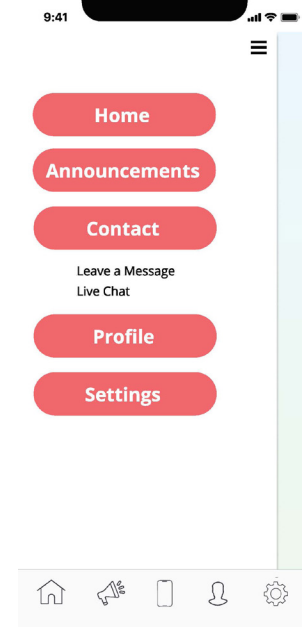
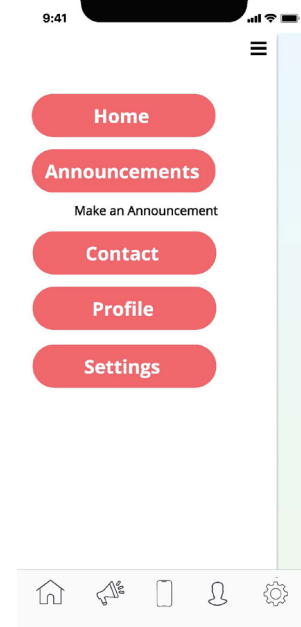
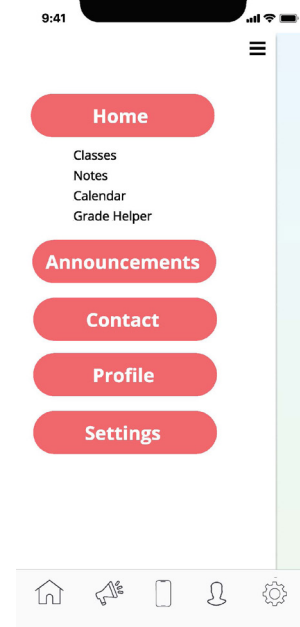
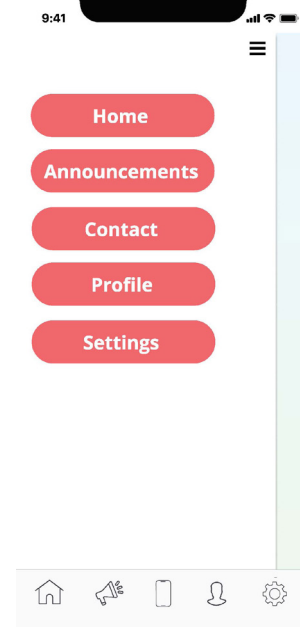
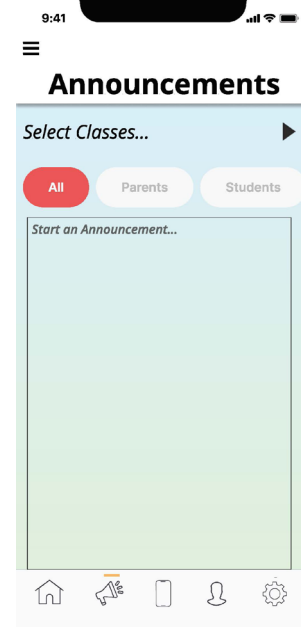
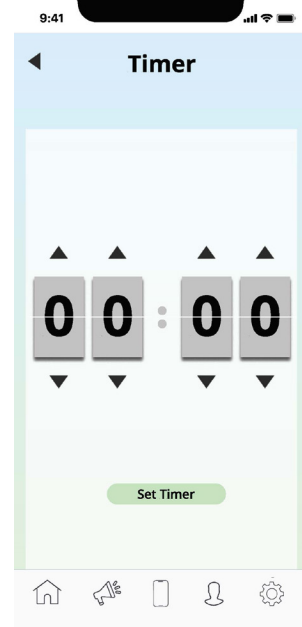
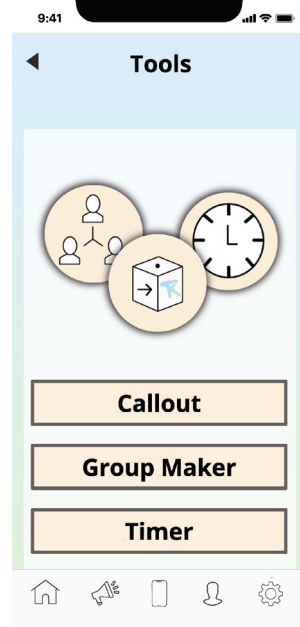
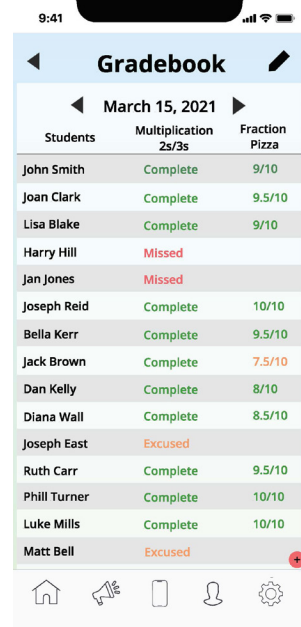
Aa

# Designing Prototypes

With my research and brand identity done, I can finally begin on constructing TeacherKit's redesign. By following the wireframes and aesthetics, I created a comp based on what my vision for the application. I have to design every page in Figma and then connect all the screens together to make it a live application.

Making the comp is where I can really be creative. However, I have to make sure we keep in mind the user so that they have the best experience possible. I need to make sure we include all the information they would need and also make sure they can interact with it properly. My other focus is the design aesthetics so that it instantly catches the eyes of the user.





9:41

**John Smith**

**Student Information**  
School Email: studentname@example.com  
Absences: 5  
Behavior: Average  
Grade: A-

**Parent Information**  
Email: parentname@example.com  
Primary Phone Number: (555)555-5555  
Secondary Phone Number: (222)222-2222

**Notes**  
John is an excellent student who tries his hardest to complete tasks without distraction.

Save

9:41

**Attendance**

Students	Date	Status
John Smith	2/15/2021	✓
Joan Clark	2/15/2021	✓
Lisa Blake	2/15/2021	L
Harry Hill	2/15/2021	✗
Jan Jones	2/15/2021	✓
Joseph Reid	2/15/2021	L
Bella Kerr	2/15/2021	✓
Jack Brown	2/15/2021	✓

**Jan Jones**

Present ✓

Absent ✗

Late L

Excused E

Cancel

9:41

**Behavior**

March 15, 2021

John Smith, Jan Jones, Dan Kelly, Phil Turner, Joan Clark, Joseph Reid, Diana Wall, Luke Mills, Lisa Blake, Bella Kerr, Joseph East, Matt Bell, Harry Hill, Jack Brown, Ruth Carr, Logan Rees

9:41

**Behavior**

March 17, 2021

John Smith, Jan Jones, Dan Kelly, Phil Turner, Joan Clark, Joseph Reid, Diana Wall, Luke Mills, Lisa Blake, Bella Kerr, Joseph East, Matt Bell, Harry Hill, Jack Brown, Ruth Carr, Logan Rees

9:41

**John Smith**

**Behavior**

Positive Negative

Save

9:41

**John Smith**

Positive

Description

Date

Save

9:41

**Gradebook**

March 15, 2021

Students	Multiplication 2s/3s	Fraction Pizza
John Smith	Complete	9/10
Joan Clark	Complete	9.5/10
Lisa Blake	Complete	9/10
Harry Hill	Complete	9.5/10
Jan Jones	Complete	9.5/10
Joseph Reid	Complete	10/10
Bella Kerr	Complete	10/10
Jack Brown	Complete	10/10
Phil Turner	Complete	10/10
Diana Wall	Complete	8.5/10
Joseph East	Excused	9.5/10
Ruth Carr	Complete	9.5/10
Phill Turner	Complete	10/10
Luke Mills	Complete	10/10
Matt Bell	Excused	10/10

**New Assignment**

Assignment Name

Save Back

9:41

**Gradebook**

March 16, 2021

Students	Place Value	Number Comparisons
John Smith	Excused	9.5/10
Joan Clark	Complete	9.5/10
Lisa Blake	Excused	9.5/10
Harry Hill	Complete	9.5/10
Jan Jones	Complete	9.5/10
Joseph Reid	Complete	9.5/10
Bella Kerr	Complete	10/10
Jack Brown	Complete	10/10
Phil Turner	Missed	10/10
Diana Wall	Complete	8.5/10
Joseph East	Complete	9.5/10
Ruth Carr	Excused	9.5/10
Phill Turner	Missed	10/10
Luke Mills	Complete	10/10
Matt Bell	Complete	10/10

**New Assignment**

Assignment Name

Save Back

9:41

**John Smith**

**Report Card**  
March 2021  
Washington Elementary School

Grade Average: A-

Comments:  
John is very kind and sweet to his peers. He tries his best to complete tasks, but sometimes gets easily distracted.

Save

9:41

**Google Classroom**

Click here to sign-in to your Google Classroom account.

By connecting your account you will be able to:

- import rosters from the manage students screen
- import assignments from TeacherKit to your Google Class

9:41

**Callout**

John Smith, Jan Jones, Dan Kelly, Phil Turner

**Callout**

Dan Kelly

Select Random

9:41

**Group Maker**

**Random Groups**

How Many Groups? 0

How Many Students Per Group? 0

Next Back

Random

9:41

**John Smith**

Negative

Description

Date

Save

9:41

**Gradebook**

March 16, 2021

Students	Place Value	Number Comparisons
John Smith	Excused	9.5/10
Joan Clark	Complete	9.5/10
Lisa Blake	Missed	9/10
Harry Hill	Completed	9.5/10
Jan Jones	Completed	9.5/10
Joseph Reid	Complete	10/10
Bella Kerr	Complete	9.5/10
Jack Brown	Complete	7.5/10
Dan Kelly	Missed	8.5/10
Diana Wall	Complete	8.5/10
Joseph East	Complete	9.5/10
Ruth Carr	Excused	9.5/10
Phill Turner	Missed	10/10
Luke Mills	Complete	10/10
Matt Bell	Complete	10/10

Complete Missing Excused

Cancel Save

9:41

**Gradebook**

March 15, 2021

Students	Multiplication 2s/3s	Fraction Pizza
John Smith	Complete	9/10
Joan Clark	Complete	9.5/10
Lisa Blake	Complete	9/10
Harry Hill	Missed	9.5/10
Jan Jones	Missed	9.5/10
Joseph Reid	Complete	10/10
Bella Kerr	Complete	9.5/10

Complete Missing Excused

Cancel Save

9:41

**Gradebook**

March 16, 2021

Students	Place Value	Number Comparisons
John Smith	Excused	9.5/10
Joan Clark	Complete	9.5/10
Lisa Blake	Missed	9/10
Harry Hill	Completed	9.5/10
Jan Jones	Completed	9.5/10
Joseph Reid	Complete	10/10
Bella Kerr	Complete	9.5/10

Complete Missing Excused

Cancel Save

9:41

**Gradebook**

March 15, 2021

Students	Multiplication 2s/3s	Fraction Pizza
John Smith	Complete	9/10
Joan Clark	Complete	9.5/10
Lisa Blake	Complete	9/10
Harry Hill	Missed	9.5/10
Jan Jones	Missed	9.5/10
Joseph Reid	Complete	10/10
Bella Kerr	Complete	9.5/10
Jack Brown	Complete	7.5/10
Dan Kelly	Complete	8/10

1 2 3  
4 5 6  
7 8 9  
0

9:41

**Gradebook**

March 16, 2021

Students	Place Value	Number Comparisons
John Smith	Excused	9.5/10
Joan Clark	Complete	9.5/10
Lisa Blake	Missed	9/10
Harry Hill	Completed	9.5/10
Jan Jones	Completed	9.5/10
Joseph Reid	Complete	10/10
Bella Kerr	Complete	9.5/10
Jack Brown	Complete	7.5/10
Dan Kelly	Missed	10/10

1 2 3  
4 5 6  
7 8 9  
0

9:41

**Group Maker**

John Smith, Jan Jones, Dan Kelly, Phil Turner

**Random Groups**

How Many Groups? 1

How Many Students Per Group? 0

Next Back

Random

9:41

**Group Maker**

John Smith, Jan Jones, Dan Kelly, Phil Turner

**Random Groups**

How Many Groups? 1

How Many Students Per Group? 1

Next Back

Random

9:41

**Group Maker**

John Smith, Jan Jones, Dan Kelly, Phil Turner

**Random Groups**

How Many Groups? 0

How Many Students Per Group? 1

Next Back

Random

9:41

**Group Maker**

**Random Groups**

Group 1: Logan Rees, Dan Kelly, Jan Jones, John Smith

Group 2: Joan Clark, Joseph Reid, Diana Wall, Ruth Carr

Group 3: Matt Bell, Joseph East, Bella Kerr, Harry Hill

Group 4: Lisa Blake, Jack Brown, Phil Turner, Luke Mills

Done Back

Random

9:41

**Timer**

10:00

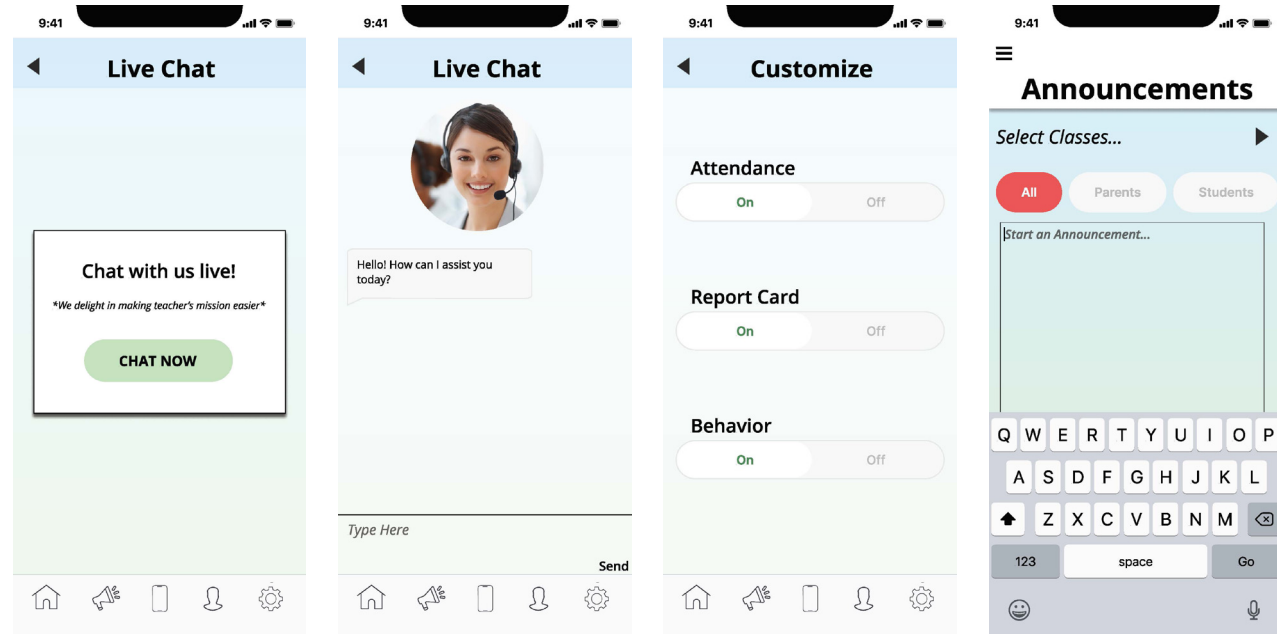
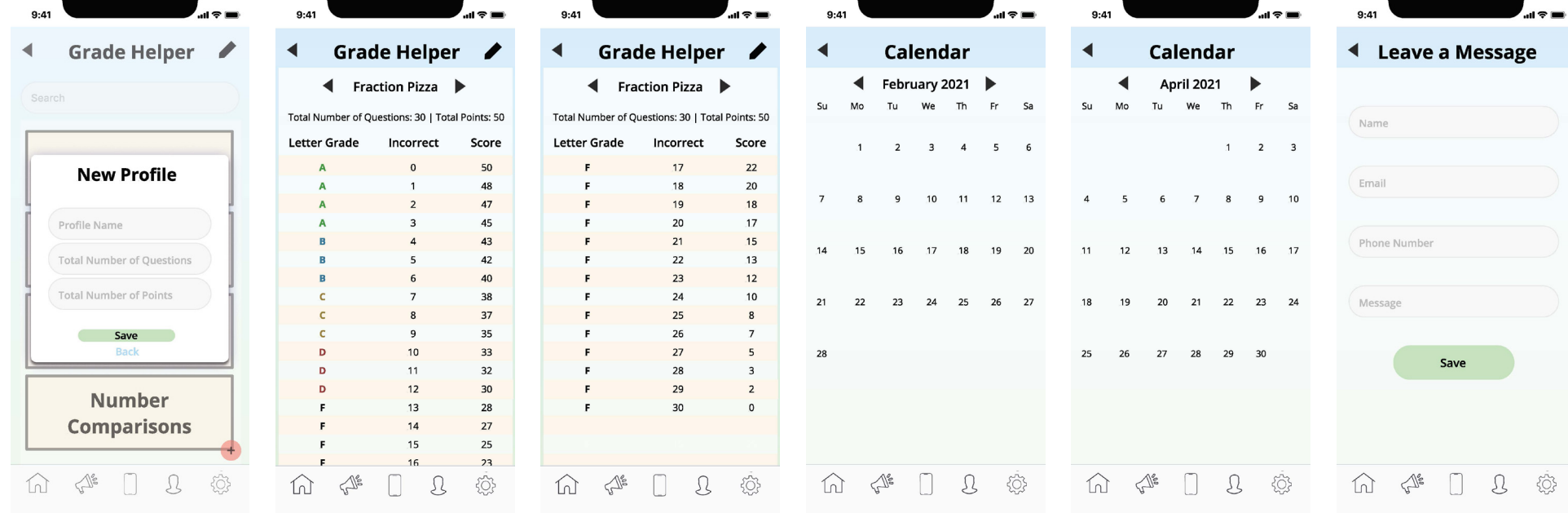
Set Timer

9:41

**John Smith**

3/3/2021 Argued with para about work.  
3/5/2021 No behavior issues  
3/8/2021 No behavior issues  
3/10/2021 Fought with other student  
3/12/2021 Worked really hard and completed all work  
3/16/2021 Helped friend with math game

Save





# Final Prototypes



[Live Mobile Prototype - Click Here](#)

[Live Watch Prototype - Click Here](#)

**Brittany Rose**